


Shareholding Pattern under Regulation 31 of SEBI (Listing Obligations and Disclosure Requirements) Regulations, 2015

1	Name of Listed Entity: PAE Limited		
2	Scrip Code/Name of Scrip/Class of Security: 517230		
3	Share Holding Pattern Filed under Reg. 31(1)(b) for the Quarter ended: March 31, 2016		
	a.	If under 31(1)(b) then indicate the report for Quarter ending	
	b.	If under 31(1)(c) then indicate date of allotment/extinguishment	
4	Declaration: The Listed entity is required to submit the following declaration to the extent of submission of information:-		
	Sr. No.	Particulars	
	1	Whether the Listed Entity has issued any partly paid up shares?	No
	2	Whether the Listed Entity has issued any Convertible Securities or Warrants?	No
	3	Whether the Listed Entity has any shares against which depository receipts are issued?	No
	4	Whether the Listed Entity has any shares in locked-in?	Yes
	5	Whether any shares held by promoters are pledge or otherwise encumbered?	No

* If the Listed Entity selects the option 'No' for the questions above, the columns for the partly paid up shares, Outstanding Convertible Securities/Warrants, depository receipts, locked-in shares, No of shares pledged or otherwise encumbered by promoters, as applicable, shall not be displayed at the time of dissemination on the Stock Exchange website. Also wherever there is 'No' declared by Listed Entity in above table the values will be considered as 'Zero' by default on submission of the format of holding of specified securities.



Limited

I - Summary Statement holding of specified securities

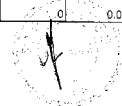
Category of shareholder	Number of shareholders	No. of fully paid up equity shares held	No. of Partly paid-up equity shares held	No. of shares underlying Depository Receipts	Total nos. shares held	Shareholding as a % of total no. of shares (calculated as per SCRR, 1957)	Number of Voting Rights held in each class of securities			No. of Shares Outstanding convertible securities (including Warrants)	Shareholding as a % assuming full conversion of convertible securities (as a percentage of diluted share capital)	Number of Locked In shares		Number of Shares pledged or otherwise		Number of equity shares held in dematerialised form		
							No of Voting Rights					Total as a % of (A+B+C)	No. (a)	As a % of total Shares held(b)	No. (a)		As a % of total Shares held(b)	
							Class eg: X	Class eg: y	Total									
(i)	(ii)	(iii)	(iv)	(v)	(vi)	(vii) = (iv)+(v)+(vi)	(viii) As a % of (A+B+C2)	(ix)			(x)	(xi) = (vii)+(x) As a % of (A+B+C2)	(xii)		(xiii)	(xiv)		
(A)	Promoter & Promoter Group	14	5774963	0	0	5774963	55.42	5774963	0	5774963	55.42	0	0.00	3090855	53.52	0	0.00	5774963
(B)	Public	11435	4644637	0	0	4644637	44.58	4644637	0	4644637	44.58	0	0.00	0	0.00	0	0.00	3769859
(C)	Non Promoter - Non Public				0		0.00		0		0.00	0	0.00	0	0.00	0	0.00	0
(C1)	Shares Underlying DRs	0	0	0	0	0	0.00	0	0	0	0.00	0	0.00	0	0.00	0	0.00	0
(C2)	Shares Held By Employee Trust	0	0	0	0	0	0.00	0	0	0	0.00	0	0.00	0	0.00	0	0.00	0
	Total	11449	10419600	0	0	10419600	100	10419600	0	10419600	100	0	0.00	3090855	53.52	0	0.00	9544822



PAE Limited

Table II (I)(a)- Statement showing shareholding pattern of the Promoter and Promoter Group


Category	Category & Name of shareholders	PAN	Nos. of share holders	No. of fully paid up equity shares held	No. of Partly paid-up equity shares held	No. of shares underlying Depository Receipts	Total nos. shares held	Shareholding as a % of total no. of shares (calculated as per SCRR, 1957)	Number of Voting Rights held in each class of securities			No. of Shares Underlying Outstanding convertible securities (including Warrants)	Shareholding, as a % assuming full conversion of convertible securities (as a percentage of diluted share capital)	Number of Locked in shares		Number of Shares pledged or otherwise		Number of equity shares held in dematerialised form	
									No of Voting Rights					Total as a % of (A+B+C)	No. (a)	As a % of total Shares held(b)	No. (a)		As a % of total Shares held(b)
									Class eg: X	Class eg: Y	Total								
	(I)	(II)	(III)	(IV)	(V)	(VI)	(VII) = (IV)+(V)+(VI)	(VIII) As a % of (A+B+C2)	(IX)			(X)	(XI) = (VII)+(X) As a % of (A+B+C2)	(XII)	(XIII)		(XIV)		
1	Indian Individuals / Hindu Undivided Family		14	5774963	0	0	5774963	55.42	5774963	0	5774963	55.42	0	0.00	3090855	600	0	0.00	5774963
1	ARVIND RAOJI DOSHI-PRITAM ARVIND DOSHI-PRATIBHA ARVIND DOSHI	ABGPD4654C		1857712	0	0	1857712	17.83	1857712	0	1857712	17.83	0	0.00	0	0.00	0	0.00	1857712
2	ARVIND RAOJI DOSHI-PRATIBHA ARVIND DOSHI-PRITAM ARVIND DOSHI	ABGPD4654C		618779	0	0	618779	5.94	618779	0	618779	5.94	0	0.00	0	0.00	0	0.00	618779
3	ARVIND RAOJI DOSHI-PRATIBHA ARVIND DOSHI-PRIVADARSHANI ARVIND DOSHI	ABGPD4654C		175092	0	0	175092	1.68	175092	0	175092	1.68	0	0.00	0	0.00	0	0.00	175092
4	ARVIND RAOJI DOSHI-PRATIBHA ARVIND DOSHI	ABGPD4654C		4145	0	0	4145	0.04	4145	0	4145	0.04	0	0.00	0	0.00	0	0.00	4145
5	PRATIBHA ARVIND DOSHI- ARVIND RAOJI DOSHI-PRITAM ARVIND DOSHI	ABCPD0219K		1238706	0	0	1238706	11.89	1238706	0	1238706	11.89	0	0.00	1238706	100.00	0	0.00	1238706
6	PRATIBHA ARVIND DOSHI- PRITAM ARVIND DOSHI	ABCPD0219K		453450	0	0	453450	4.35	453450	0	453450	4.35	0	0.00	453450	100.00	0	0.00	453450
7	ARVIND RAOJI DOSHI	ABCPD0219K		3500	0	0	3500	0.03	3500	0	3500	0.03	0	0.00	3500	100.00	0	0.00	3500



8	PRITAM ARVIND DOSHI-ARVIND RAOJI DOSHI-PRATIBHA ARVIND DOSHI	ABEPD0338B	1319257	0	0	1319257	12.66	1319257	0	1319257	12.66	0	0.00	1319257	100.00	0	0.00	1319257	
9	PRITAM ARVIND DOSHI-ARVIND RAOJI DOSHI	ABEPD0338B	72152	0	0	72152	0.69	72152	0	72152	0.69	0	0.00	72152	100.00	0	0.00	72152	
10	PRITAM ARVIND DOSHI	ABEPD0338B	3790	0	0	3790	0.04	3790	0	3790	0.04	0	0.00	3790	100.00	0	0.00	3790	
11	SOHINI SURENDRA PATEL-PRITAM ARVIND DOSHI	ACQPP6468F	28260	0	0	28260	0.27	28260	0	28260	0.27	0	0.00	0	0.00	0	0.00	28260	
12	PRIVADARSHANI ARVIND DOSHI-ARVIND RAOJI DOSHI	ABEPD0217F	100	0	0	100	0.00	100	0	100	0.00	0	0.00	0	0.00	0	0.00	100	
13	ARVIND RAOJI DOSHI HUF	AAAHD7624P	10	0	0	10	0.00	10	0	10	0.00	0	0.00	0	0.00	0	0.00	10	
14	PRITAM ARVIND DOSHI HUF	AADHP4905Q	10	0	0	10	0.00	10	0	10	0.00	0	0.00	0	0.00	0	0.00	10	
(b)	Central Government / State Government(s)		0	0	0	0	0.00	0	0	0	0.00	0	0.00	0	0.00	0	0.00	0	
(c)	Financial Institutions / Banks		0	0	0	0	0.00	0	0	0	0.00	0	0.00	0	0.00	0	0.00	0	
(d)	Any Other (Specify)		0	0	0	0	0.00	0	0	0	0.00	0	0.00	0	0.00	0	0.00	0	
	Sub Total [A][1]		14	5774963	0	0	5774963	55.42	5774963	0	5774963	55.42	0	0	3090855	53.52	0	0	5774963
2	Foreign																		
(a)	Individuals (Non-Resident Individuals / Foreign Individuals)		0	0	0	0	0.00	0	0	0	0.00	0	0.00	0	0.00	0	0.00	0	
(b)	Government		0	0	0	0	0.00	0	0	0	0.00	0	0.00	0	0.00	0	0.00	0	
(c)	Institutions		0	0	0	0	0.00	0	0	0	0.00	0	0.00	0	0.00	0	0.00	0	
(d)	Foreign Portfolio Investor		0	0	0	0	0.00	0	0	0	0.00	0	0.00	0	0.00	0	0.00	0	
(e)	Any Other (Specify)		0	0	0	0	0.00	0	0	0	0.00	0	0.00	0	0.00	0	0.00	0	
	Sub Total [A][2]		0	0	0	0	0.00	0	0	0	0.00	0	0.00	0	0.00	0	0.00	0	
	Total Shareholding Of Promoter And Promoter Group [A]= [A][1]+[A][2]		14	5774963	0	0	5774963	55.42	5774963	0	5774963	55.42	0	0	3090855	53.52	0	0	5774963

Note:

(1) The term 'Encumbrance' has the same meaning as assigned under regulation 28(3) of SEBI (Substantial Acquisition of Shares and Takeovers) Regulations, 2011.




PAE Limited

Table III - Statement showing shareholding pattern of the Public shareholder

Category	Category & Name of shareholders	PAN	Nos. of shareholders	No. of fully paid up equity shares held	No. of Partly paid-up equity shares held	No. of shares underlying Depository Receipts	Total nos. shares held	Shareholding as a % of total no. of shares (calculated as per SCRR, 1957)	Number of Voting Rights held in each class of securities			No. of Shares Underlying Outstanding convertible securities (including Warrants)	Shareholding, as a % assuming full conversion of convertible securities (as a percentage of diluted share capital)	Number of Locked in shares		Number of Shares pledged or otherwise encumbered		Number of equity shares held in dematerialised form	
									No of Voting Rights					Total as a % of (A+B+C)	No. (a)	As a % of total Shares held(b)	No. (a)		As a % of total Shares held(b)
									Class eg: X	Class eg: y	Total								
(i)	(ii)	(iii)	(iv)	(v)	(vi)	(vii) = (iv)+(v)+(vi)	(viii) As a % of (A+B+C2)	(ix)			(x)	(xi) = (vii)+(x) As a % of (A+B+C2)	(xii)	(xiii)	(xiv)				
1	Institutions																		
(a)	Mutual Fund		2	1100	0	0	1100	0.01	1100	0	1100	0.01	0	0.00	0	0.00	0	0.00	1100
(b)	Venture Capital Funds		0	0	0	0	0	0.00	0	0	0	0.00	0	0.00	0	0.00	0	0.00	0
(c)	Alternate Investment Funds			0	0	0	0	0.00	0	0	0	0.00	0	0.00	0	0.00	0	0.00	0
(d)	Foreign Venture Capital Investors		0	0	0	0	0	0.00	0	0	0	0.00	0	0.00	0	0.00	0	0.00	0
(e)	Foreign Portfolio Investor		1	1625	0	0	1625	0.02	1625	0	1625	0.02	0	0.00	0	0.00	0	0.00	0
(f)	Financial Institutions / Banks		9	75550	0	0	75550	0.73	75550	0	75550	0.73	0	0.00	0	0.00	0	0.00	72300
(g)	Insurance Companies		1	15225	0	0	15225	0.15	15225	0	15225	0.15	0	0.00	0	0.00	0	0.00	15225
(h)	Provident Funds/ Pension Funds		0	0	0	0	0	0.00	0	0	0	0.00	0	0.00	0	0.00	0	0.00	0
(i)	Any Other (Specify)		1	100	0	0	100	0.00	100	0	100	0.00	0	0.00	0	0.00	0	0.00	0
	UTI		1	100	0	0	100	0.00	100	0	100	0.00	0	0.00	0	0.00	0	0.00	0
	Sub Total (B)(1)		14	93600	0	0	93600	0.90	93600	0	93600	0.90	0	0.00	0	0.00	0	0.00	88625
2	Central Government/ State Government(s)/ President of India																		
	Sub Total (B)(2)		0	0	0	0	0	0.00	0	0	0	0.00	0	0.00	0	0.00	0	0.00	0



3	Non-Institutions																
(a)	Individuals																
	i. Individual shareholders holding nominal share capital up to Rs. 2 lakhs.																
	11300	3471936	0	0	3471936	33.32	3522645	0	3522645	33.81	0	0.00	0	0.00	0	0.00	2641823
	ii. Individual shareholders holding nominal share capital in excess of Rs. 2 lakhs.																
	9	416278	0	0	416278	4.00	367342	0	367342	3.53	0	0.00	0	0.00	0	0.00	416278
	Balram Bharwani	AGHPB1938R	105500	0	105500	1.01	105500	0	105500	1.01	0	0.00	0	0.00	0	0.00	105500
	Mahendra Giridharilal	AAAPW1327L	132613	0	132613	1.27	132613	0	132613	1.27	0	0.00	0	0.00	0	0.00	132613
(b)	NBFCs registered with RBI																
	0	0	0	0	0	0.00	0	0	0	0.00	0	0.00	0	0.00	0	0.00	0
(c)	Employee Trusts																
	0	0	0	0	0	0.00	0	0	0	0.00	0	0.00	0	0.00	0	0.00	0
	Overseas Depositories(holding DRs)																
(d)	(balancing figure)																
	0	0	0	0	0	0.00	0	0	0	0.00	0	0.00	0	0.00	0	0.00	0
(e)	Any Other (Specify)																
	412	662823	0	0	662823	6.36	661050	0	661050	6.34	0	0	0	0	0	0.00	625694
	Hindu Undivided Family	169	198474	0	198474	1.90	185008	0	185008	1.78	0	0.00	0	0.00	0	0.00	197633
	Non Resident Indians (Non Repat)	18	8645	0	8645	0.08	9945	0	9945	0.10	0	0.00	0	0.00	0	0.00	8318
	Non Resident Indians (Repat)	27	33576	0	33576	0.32	33077	0	33077	0.32	0	0.00	0	0.00	0	0.00	33251
	Clearing Member	38	16030	0	16030	0.15	44507	0	44507	0.43	0	0.00	0	0.00	0	0.00	16030
	Bodies Corporate	160	406098	0	406098	3.90	388513	0	388513	3.73	0	0.00	0	0.00	0	0.00	370462
	Sub Total (B)(3)	11721	4551037	0	4551037	43.68	4551037	0	4551037	43.68	0	0.00	0	0.00	0	0.00	3683795
	Total Public Shareholding (B)= (B)(1)+(B)(2)+(B)(3)	11735	4644637	0	4644637	44.58	4644637	0	4644637	44.58	0	0	0	0	0	0.00	3772420



PAE Limited

Table IV - Statement showing shareholding pattern of the Non Promoter- Non Public shareholder

Category	Category & Name of shareholders	PAN	Nos. of shareholders	No. of fully paid up equity shares held	No. of Partly paid-up equity shares held	No. of shares underlying Depository Receipts	Total nos. shares held	Shareholding as a % of total no. of shares (calculated as per SCRR, 1957)	Number of Voting Rights held in each class of securities			No. of Shares Underlying Outstanding convertible securities (including Warrants)	Shareholding, as a % assuming full conversion of convertible securities (as a percentage of diluted share capital)	Number of Locked In shares		Number of Shares pledged or otherwise encumbered		Number of equity shares held in dematerialised form	
									No of Voting Rights					Total as a % of (A+B+C)	No. (a)	As a % of total Shares held(b)	No. (a)		As a % of total Shares held(b)
									Class eg: X	Class eg: y	Total								
	(I)	(II)	(III)	(IV)	(V)	(VI)	(VII) = (IV)+(V)+(VI)	(VIII) As a % of (A+B+C2)	(IX)			(X)	(XI) = (VII)+(X) As a % of (A+B+C2)	(XII)		(XIII)		(XIV)	
1	Custodian/DR Holder		0	0	0	0	0	0.00	0	0	0	0.00	0	0.00	29.66	0.00	0	0.00	0
2	Employee Benefit Trust (under SEBI (Share based Employee Benefit) Regulations, 2014)		0	0	0	0	0	0.00	0	0	0	0.00	0	0.00	0	0.00	0	0.00	0
	Total Non-Promoter- Non Public Shareholding (C)= (C(1)+(C(2)		0	0	0	0	0	0.00	0	0	0	0.00	0	0.00	0	0.00	0	0.00	0

